



Oakland Public Library

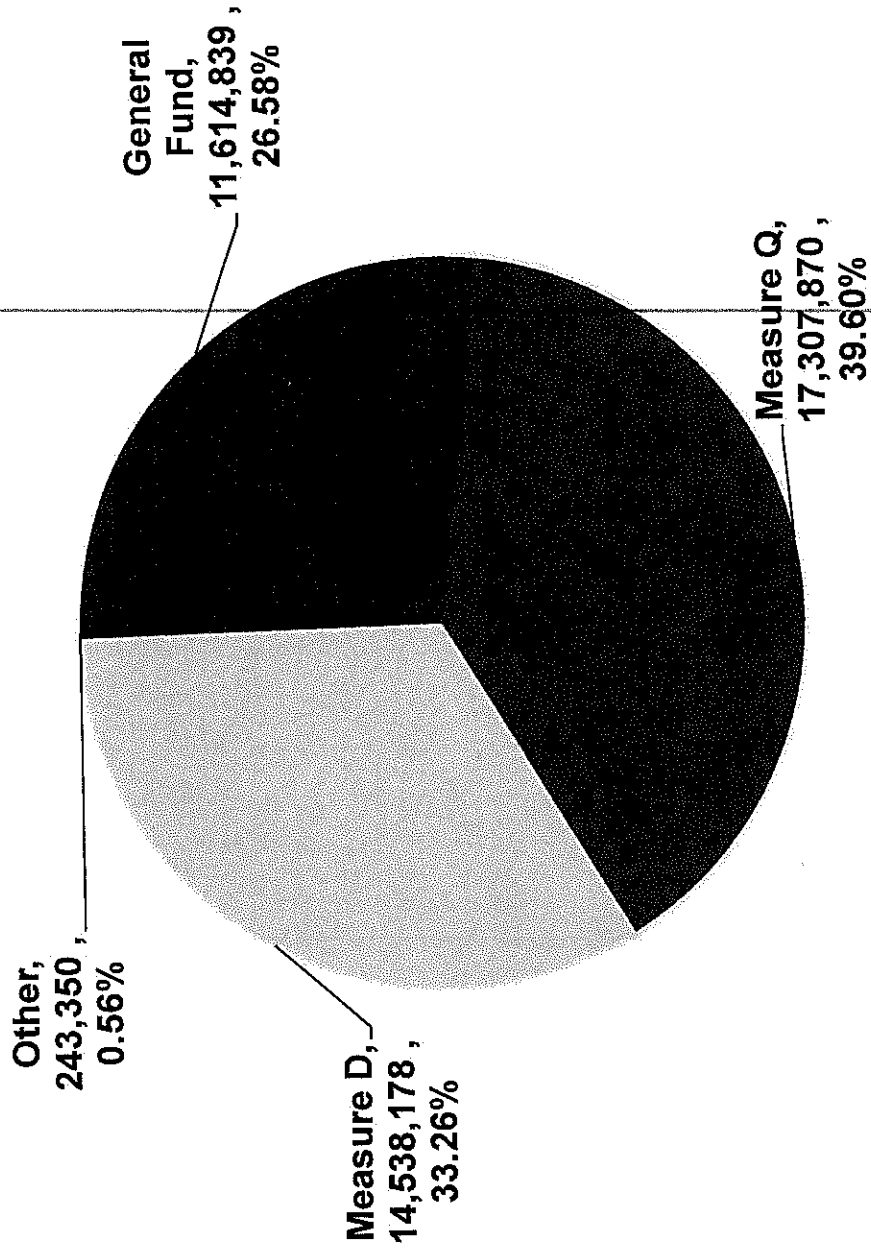
FY 2020-21 Midcycle Budget Update

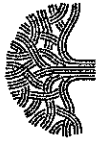
Library Advisory Commission
July 27, 2020



OPL FY 2021 Budget Funding Sources

Overview: OPL's main operating funding sources consists of the General Purpose Fund (GPF), Measure Q, Measure D and Other Funds (Assessment District and Oakland Trust).





FY 2021 Measure Q Revenue Budget

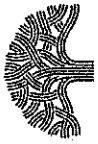
ADOPTED BUDGET		Values		VAR (A vs B)	
Fiscal Year		Values		Variance	
FY20-21		Baseline		Total	
Category	Adopted	Sum of Total	Sum of Total		
Department					
DP610 - Oakland Public Library Department	Revenue	17,506,963	17,506,963	-	
DP610 - Oakland Public Library Department Total		17,506,963	17,506,963	-	
		17,506,963	17,506,963	-	

- There were no changes in the adopted Measure Q revenue budget compared to baseline.



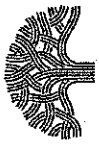
FY 2021 Measure Q Expenditure Budget

Department	Category/Classification	ADOPTED BUDGET		BASELINE BUDGET		VAR (ADOPTED vs BASELINE)	
		Fiscal Year FY20-21 Adopted	Stage Sum of FTE	Values Baseline Total	Sum of FTE	Variance (decrease)/increase Total	FTE
DP080 - Finance Department	O&M	17,657	1.00	17,657	1.00	-	-
DP080 - Finance Department Total		17,657	1.00	17,657	1.00	-	-
DP460 - Information Technology Department	Information Systems Spec II.AP24	181,436	1.00	182,440	1.00	(1,004)	(1,004)
DP460 - Information Technology Department Total		181,436	1.00	182,440	1.00	(1,004)	(1,004)
DP610 - Oakland Public Library Department	ISF	111	1.00	111	1.00	-	-
	O&M	4,353,799	19.00	4,400,443	19.00	(46,644)	(46,644)
	Utilities	87,000	0.38	87,000	0.38	-	-
	Account Clerk II.AF020	100,909	6.00	101,471	6.00	(562)	(562)
	Archivist.SC256	163,000	7.40	163,910	7.40	(910)	(910)
	Curator AAMLO, Chief.EM131	247,445	28.20	248,817	28.20	(1,372)	(1,372)
	Librarian I, PPT.AP215	80,576	5.00	81,026	5.00	(450)	(450)
	Librarian I, PT.AP216	262,158	2.95	262,158	2.95	-	-
	Librarian I.AP214	402,888	3.00	405,141	3.00	(2,253)	(2,253)
	Librarian II, PPT.AP218	96,298	0.60	96,837	0.60	(539)	(539)
	Librarian II, PT.AP219	72,528	0.70	72,528	0.70	-	-
	Librarian II.AP217	2,944,867	19.00	2,961,204	19.00	(16,337)	(16,337)
	Librarian, Senior, PT.AP229	44,371	0.38	44,371	0.38	-	-
	Librarian, Senior.AP220	1,083,385	6.00	1,089,406	6.00	(6,021)	(6,021)
	Library Aide, PPT.AP222	550,197	7.40	553,260	7.40	(3,063)	(3,063)
	Library Aide, PT.SS138	1,385,068	28.20	1,579,435	32.33	(194,367)	(194,367)
	Library Aide.AP221	379,805	5.00	381,924	5.00	(2,119)	(2,119)
	Library Assistant, PT.SS139	388,219	5.10	362,504	4.76	25,715	25,715
	Library Assistant, Senior.AP224	1,479,892	10.00	1,488,079	10.00	(8,187)	(8,187)
	Library Assistant.AP223	2,028,387	17.00	1,926,481	16.00	101,906	101,906
	Library Asst, PPT.AP227	217,224	1.80	218,438	1.80	(1,214)	(1,214)
	Literacy Assistant, Senior.SS141	136,917	1.00	137,681	1.00	(764)	(764)
	Museum Guard, PPT.PS157	121,836	1.88	121,836	1.88	-	-
	Museum Guard, PT.PS158	189,992	2.00	191,046	2.00	(1,054)	(1,054)
	Museum Guard.PS155	163,000	1.00	163,910	1.00	(910)	(910)
	Museum Project Coordinator.SC18	81,646	1.00	82,103	1.00	(457)	(457)
	Office Assistant I.SS150	93,827	1.00	94,351	1.00	(524)	(524)
	Office Assistant II.SS153	109,706	1.00	110,319	1.00	(613)	(613)
	Payroll Personnel Clerk III.SS163	42,819	0.50	42,819	0.50	-	-
	Program Analyst I, PT.AP361						
DP610 - Oakland Public Library Department Total		17,506,963	121.11	17,723,236	124.50	(216,273)	(216,273)
Grand Total		17,506,963	121.11	17,723,236	124.50	(216,273)	(216,273)



FY 2021 Measure Q Expenditure Budget Changes

- A total of 5.46 FTE vacant positions were frozen [4.13 FTE Library Aide PT, 0.73 FTE Library Assistant PT and 0.60 FTE Museum Guard] across various Orgs in OPL, which resulted in a total savings of \$308,130.
- At total of 1.27 FTE's were transferred to Measure Q from other grant funds due to the expiration of the grant [1.00 FTE Library Assistant from the California Library Services Fund and 0.27 FTE Library Assistant PT from the Metro Transportation Fund with a total budget of \$76,286].
- 0.80 FTE Library Assistant PT budgeted at \$65,241 was added back by the Budget Office to correct a data entry error.



FY 2020-21 Measure D Revenue Budget

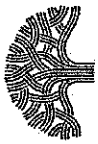
ADOPTED BUDGET		VAR (A vs B)	
Fiscal Year		Values	
FY20-21			
Department	Category/Classification	Adopted Sum of Total	Baseline Sum of Total
	Financial	Revenue	Variance Total
DP610 - Oakland Public Library Department	Financial	13,243,470	13,243,470
DP610 - Oakland Public Library Department Total	Financial	13,243,470	13,243,470
DP900 - Non Departmental and Port	Financial	1,811,085	1,811,085
DP900 - Non Departmental and Port Total	Financial	1,811,085	1,811,085
		15,054,555	13,243,470
			1,811,085

- Measure D beginning fund balance at the end of FY 2019 was approximately \$3.2m.
- The FY 2021 Budget uses approximately \$1.8m one-time funding from Measure D fund balance.



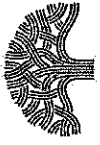
FY 2021 Measure D Expenditure Budget

Department	Category/Classification	ADOPTED BUDGET		BASELINE BUDGET		VAR. (ADOPTED vs BASELINE)	
		Fiscal Year	Stage	Values			
		FY20-21					
		Adopted		Baseline		Variance (decrease)/increase	FTE
		Sum of Total	Sum of FTE	Sum of Total	Sum of FTE	Total	
		136,138	1.60	136,898	1.60	(760)	-
		136,138	1.60	136,898	1.60	(760)	-
		181,436	1.00	182,440	1.00	(1,004)	-
		198,803	1.00	199,903	1.00	(1,100)	-
		330,259	2.00	332,245	2.00	(2,104)	-
		2,980,094		2,973,612		6,482	
		109,706	1.00	110,319	1.00	(613)	-
		132,176	1.00	132,914	1.00	(738)	-
		249,158	1.00	250,530	1.00	(1,372)	-
		564,032	4.20	567,182	4.20	(3,150)	-
		2,340,086	17.00	1,822,419	13.00	517,667	4.00
		788,521	5.00	145,656	1.00	642,865	4.00
		98,933	0.60	99,485	0.60	(552)	-
		712,448	4.00	716,426	4.00	(3,978)	-
		1,010,697	5.00	1,016,332	5.00	(5,635)	-
		1,215,605	17.20	1,222,382	17.20	(6,777)	-
		1,188,793	17.00	1,195,440	17.00	(6,647)	-
		161,666	1.20	162,568	1.20	(902)	-
		136,917	1.00	137,681	1.00	(764)	-
		1,021,317	9.00	792,302	7.00	229,015	2.00
		1,168,025	10.40	1,106,643	9.80	61,382	0.60
		76,972	0.40	77,401	0.40	(429)	-
		81,646	1.00	82,103	1.00	(457)	-
		93,827	1.00	94,351	1.00	(524)	-
		245,795	1.00	247,167	1.00	(1,372)	-
		161,764	1.00	162,667	1.00	(903)	-
		13,338,178	99.00	13,113,530	88.40	2,224,648	10.60
		15,034,555	102.60	13,634,821	92.00	1,419,734	10.60



FY 2021 Measure D Expenditure Budget Changes

- On June 5, 2018, the voters of the City of Oakland passed Measure D, The 2018 Oakland Public Library Preservation Act (Act). Measure D imposed a special tax on all parcels in the City of Oakland, except where the parcels are otherwise exempt from taxation by the Ordinance, to maintain, protect, and improve direct library services throughout Oakland.
- In order to levy the special tax, the Act (Part 2, Section 5, Paragraph 2) requires the City maintain an appropriation of \$12.99 million in the General Purpose Fund for library services each year. This is commonly known as a “Maintenance of Effort”.
- The Act allows for the reduction of the Maintenance of Effort in an amount no more than the same proportion of reduction that is imposed on the City’s net General Purpose Fund budget for non-safety departments, if a severe and unanticipated financial or other event occurs.



FY 2021 Measure D Expenditure Budget Changes

- Due to the adverse financial impacts of the COVID-19 pandemic, the City opted to exercise Part 2, Section 5 Paragraph 2 of the Library Act and reduced OPL's Maintenance of Effort from \$12.99m to the revised minimum of \$11.62m. A total reduction of approx. \$1.4m.
- A total of 10.60 FTE's (4.00 FTE Librarian I, 4.00 FTE Librarian II, 2.0 Library Assistant and 0.60 FTE Library Assistant PPT) were transferred out of the General Purpose Fund and into Measure D as a result of the reduction of the Maintenance of Effort.
- The transfer of 10.60 FTE's into Measure D from the General Purpose Fund resulted in an additional cost of approx. \$1.4m. The baseline gap of \$400,000 was also closed by utilizing one-time Measure D fund balance.



THE END