




A TROUBLESHOOTING GUIDE



WANT SOME MORE HELP?


COME VISIT US!

81ST	1021 81st Avenue
AAMLO	659 14th Street
BROOKFIELD	9255 Edes Avenue
CHAVEZ	3301 E 12th Street #271
DIMOND	3565 Fruitvale Avenue
GOLDEN GATE	5606 San Pablo Avenue
MAIN	125 14th Street
MLK	6833 International Blvd
MELROSE	4805 Foothill Blvd
MONTCLAIR	1687 Mountain Blvd
TEMESCAL	5205 Telegraph Avenue
ROCKRIDGE	5366 College Avenue
WEST OAKLAND	1801 Adeline Street



SHARE THE FRUITS OF YOUR LABOR!

TAG US @OAKLIBRARY
OR USE #WEGARDENOPL



**SCAN TO
LEARN MORE**



[OAKLANDLIBRARY.ORG/SEED](https://oaklandlibrary.org/seed)

"This publication was supported in whole or in part by the U.S. Institute of Museum and Library Services under the provisions of the Library Services and Technology Act, administered in California by the State Librarian."

"The opinions expressed herein do not necessarily reflect the position or policy of the U.S. Institute of Museum and Library Services or the California State Library, and no official endorsement by the U.S. Institute of Museum and Library Services or the California State Library should be inferred."

GARDENING



SEED LIBRARY.

WHERE OAKLAND COMES TO GROW

FIRST THING...

Avoid emergencies by preparing the soil for your plant. Check labels to see if your plant likes acidic soil (use coffee grounds), needs good drainage (do not plant in hard, clay like soil), or perhaps your plant wants moist rich soil.



PLANTS LOOK YELLOW?

⚠️ TOO MUCH WATER/
BAD DRAINAGE

Try putting the plant in the sun, replanting into a pot with better drainage, or simply water the plant less.



PLANTS LOOK BURNED?

⚠️ TOO MUCH SUNLIGHT

Try moving it out of direct sun, or out of the window. Perhaps replant in a new container & move to a less sunny spot.



PLANTS LOOK FADED?

⚠️ NOT ENOUGH SUNLIGHT

Move to a spot with more sun. If outside, prune plants around the sick plant to give more light. Maybe even try a sunnier spot in the garden.



PLANTS LOOK LIMP?

⚠️ NOT ENOUGH WATER

Check the soil, does it feel dry? Water soil slowly and make sure the water soaks in. Move out of the sun if possible.

COMMON CHALLENGES

GARDENING

911

INSECTS

Spray or wipe with baking soda spray or soapy water. Look into pest resistant plants.




FUNGAL DISEASES OR BLIGHT

Avoid by rotating crops, watering in the morning and washing hands when working with infected plants.



BACTERIAL DISEASE

Harder to diagnose but may have spotted leaves or oozy lesions on leaves. Treat plants with a baking soda solution (add a heaping tablespoon of baking soda, a teaspoon of vegetable oil, and a small amount of mild soap to a gallon of water and spray the plants).



FERTILIZER BURN

A few dark, burned spots-pesticide or herbicide burns. You probably have fertilizer burns. Try using slow release fertilizer next time and always make sure to water plants immediately after fertilizing.



MILDEW

Often give leaves a white powdery look. Fungicide may be used for fungal infections.



LEAVES

🕒 NEW LEAVES ALREADY LOOK YELLOW AND SAD?

They probably lack nutrients. Add compost to soil and check pH balance of soil.

🕒 LEAVES FALLING OFF?

Several leaves are falling off. This is just normal plant aging and there is no need to worry. Usually older leaves come off the bottom of the plant and you just need to dispose of them.